



Coastal Legend

CLASSIFICATION / FLAG

Flag	Dutch
Trading area	Coastal waters up to 20 nautical miles
Call sign	PCIS
IMO	9102887
Classification society	Germanischer Lloyd
Class ship type	OSV
Class notation	* 100 A5 RSA(20) Offshore Service Vessel E HNLS (*) MC E AUT

PRINCIPAL DIMENSIONS

Length o.a.	42,75 m
Breadth o.a.	9,00 m
Draft	1,35 - 1,60 m
GRT	328
NRT	99
Max. deck load	5 ton/m ²
Free deck space	140

ACCOMMODATION

Accommodation	Fully airconditioned, WH with 12 seats, mess/day room, galley, 3 x double & 3 x single berth cabin.
---------------	---

NAVIGATION AND COMMUNICATION SYSTEMS

GMDSS	A1, A2
-------	--------

MACHINERY / PROPULSION

Maximum speed	12 knots
Bollard pull	N/A ton
Power output	1071 kW
Propulsion	Triple screw fixed pitch propellers in nozzles & bow thruster
Main engines	Caterpillar C18
Auxiliary engines	380 V 1500 RPM, 50 Hz Weight 585 Kg

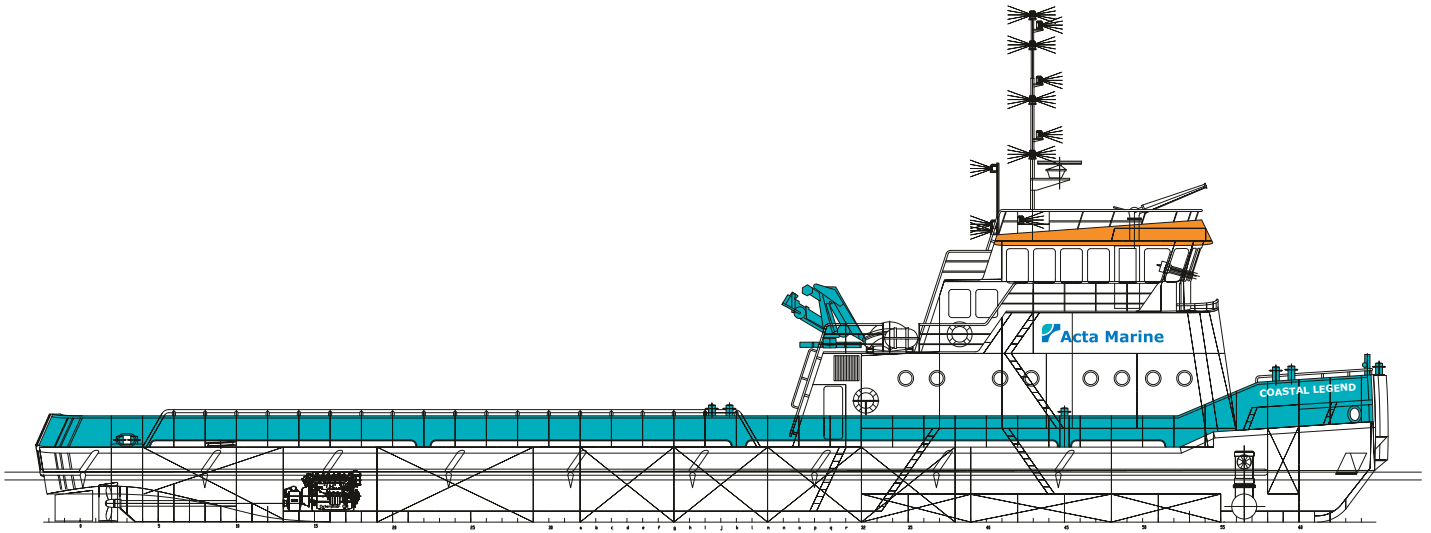
DECK EQUIPMENT

Fuel transfer pump	Elektromotor:
Hydraulic deck crane	12 tm, 1,065 ton at 8,63 m
Tugger winch	

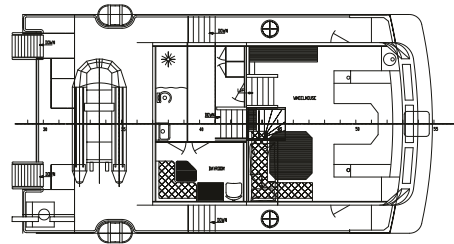
TANK CAPACITIES

Fresh water	30 m ³
Fuel	25 m ³

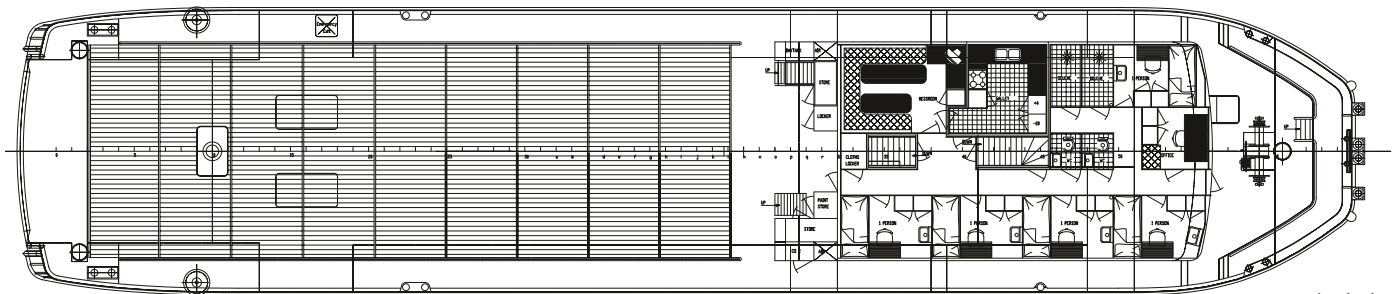
General Arrangement - Coastal Legend



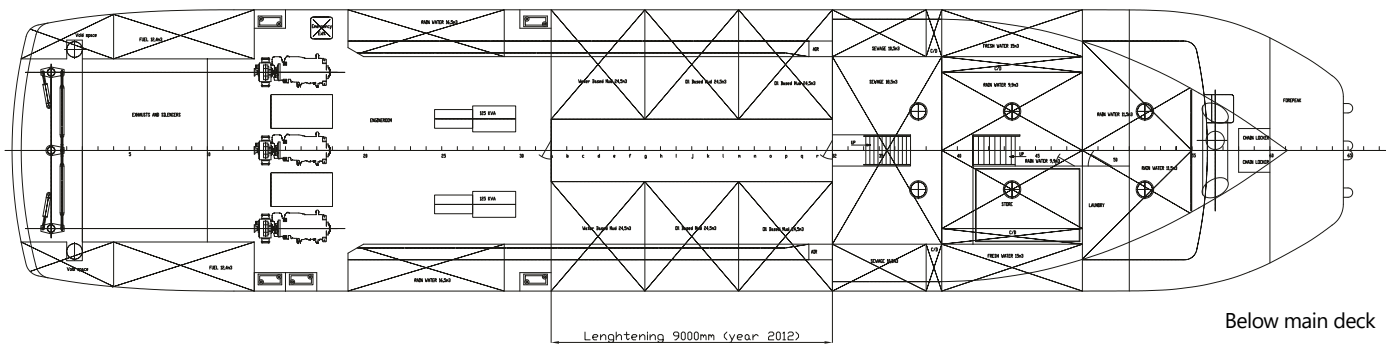
Profile



Wheelhouse deck



Main deck



Below main deck