



Coastal Ranger

Shoalbuster 2609

CLASSIFICATION / FLAG

Flag	Dutch
Trading area	Unrestricted
Call sign	PHFH
IMO	9372664
Classification society	Bureau Veritas
Class ship type	Tug Unrestricted navigation
Class notation	1✠ Hull ● Mach ● AUT-UMS
Safety equipment	Max. 6 persons

PRINCIPAL DIMENSIONS

Length o.a.	26,06 m
Breadth o.a.	9,10 m
Draft	Min. 2,40 m Max. 2,63 m
GRT	212
Max. Deadweight	113 ton
NRT	63
Max. deck load	15 ton/m ²
Free deck space	55 m ²

ACCOMMODATION

Accommodation	Fully airconditioned 7 persons 3x single berth cabins 2x double berth cabins
---------------	---

NAVIGATION AND COMMUNICATION SYSTEMS

GMDSS	A1, A2, A3
V-SAT	Available

MACHINERY / PROPULSION

Maximum speed	11 knots
Bollard pull	29 ton
Power output	1642 kW
Propulsion	Twin fixed pitch propellers in nozzles
Main engines	2x Caterpillar 3508B TA 821 kW
Auxiliary engines	2x John Deere 97 kVA - 400V/50Hz
Hydraulic powerpack	John Deere 6068 120 kW
Bow thruster	tunnel type 180 kW

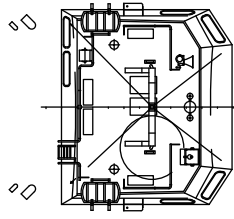
DECK EQUIPMENT

Hydraulic deck crane	Heila HLRM 140-3SL 140 tm Fixed hook 8 ton at 14 m SWL 35 ton
M/H Towing hook MS	3-on-row 100 ton
Towing pins	8 ton - 9 m/min
Tugger winch	47 ton - 4,5 m/min.
AH winch	5 ton - 17,5 m/min.
Towing winch	Max. hold force 50 ton 40 ton - 3 m/min. 5,5 ton - 17 m/min.

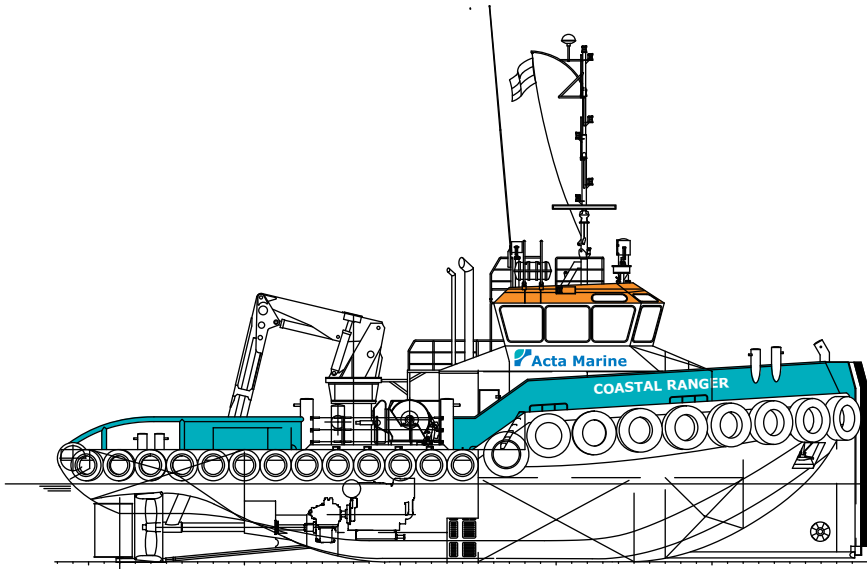
TANK CAPACITIES

Fresh water	30 m ³
Fuel	126 m ³
Sewage	2,1 m ³
Dirty oil	3,8 m ³
Black/grey water	3,8 m ³

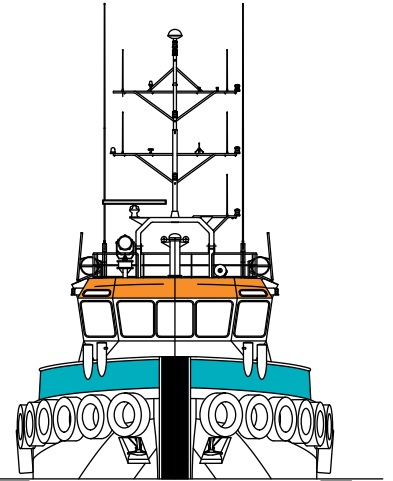
General Arrangement - Coastal Ranger



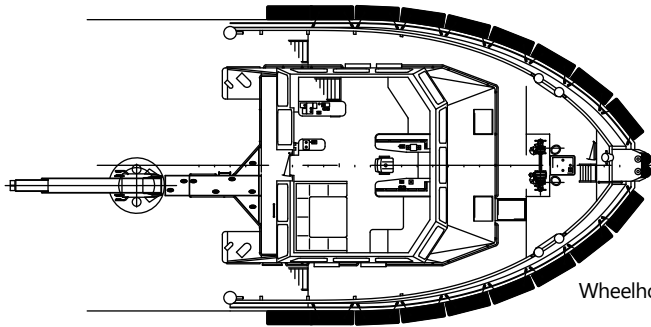
Top deck



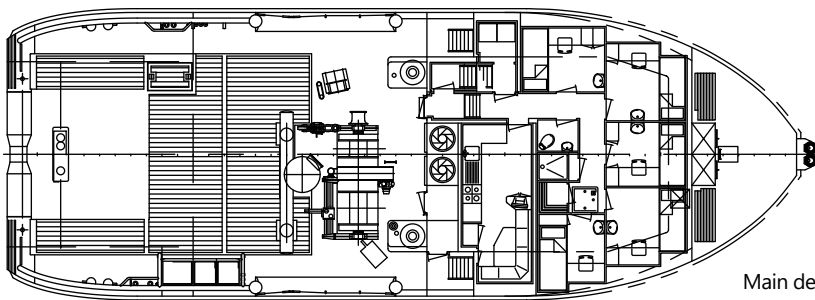
Profile



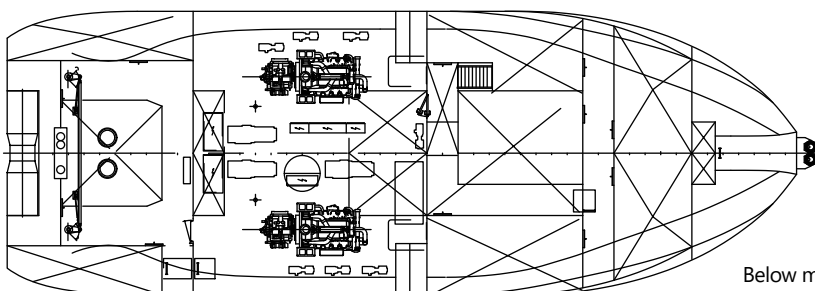
Front view



Wheelhouse deck



Main deck



Below main deck