



Coastal Victory

Shoalbuster 3009

CLASSIFICATION / FLAG

Flag	Dutch
Trading area	Unrestricted
Call sign	PHLJ
IMO	9450258
Classification society	Bureau Veritas
Class ship type	Tug Unrestricted navigation
Class notation	1✠ Hull ● Mach ● AUT-UMS
Safety equipment	Max. 8 persons

PRINCIPAL DIMENSIONS

Length o.a.	30,08 m
Breadth o.a.	9,35 m
Draft	Min. 3,00 m Max. 3,30 m
Max. Deadweight	195 ton
GRT	309
NRT	92
Max. deck load	15 ton/m ²
Free deck space	65 m ²

ACCOMMODATION

Accommodation	Fully airconditioned 7 persons 3x single berth cabins 2x double berth cabins
---------------	---

NAVIGATION AND COMMUNICATION SYSTEMS

GMDSS	A1, A2, A3
V-SAT	Available

MACHINERY / PROPULSION

Maximum speed	11 knots
Bollard pull	46 ton
Power output	2460 kW
Propulsion	Twin fixed pitch propellers in nozzles
Main engines	2x Caterpillar 3512B TA 1230 kW
Auxiliary engines	2x John Deere 6068 107 kVA - 400V/50Hz
Bow thruster	tunnel type 184 kW
Hydraulic powerpack	Caterpillar C-18 TA 357 kW

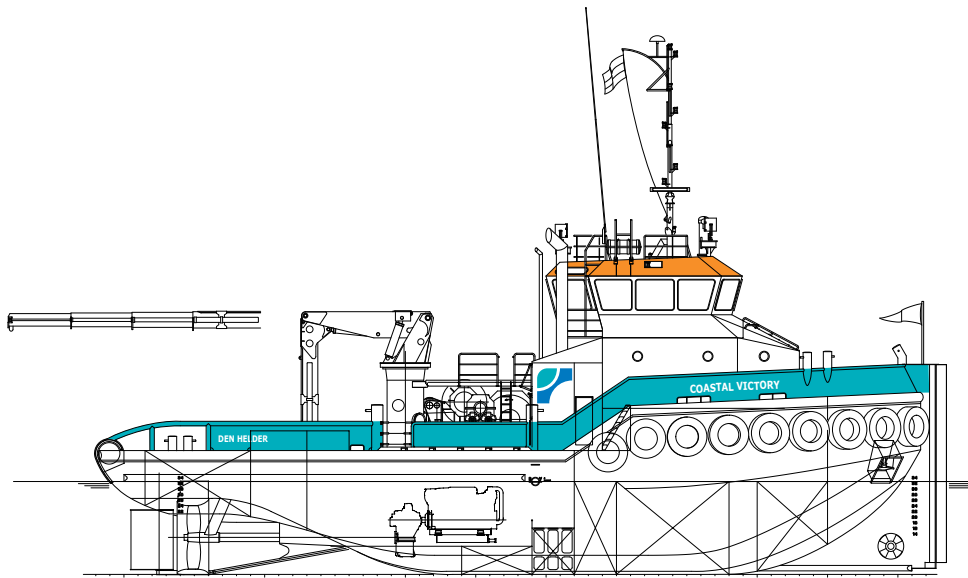
DECK EQUIPMENT

Chain/wire Stopper	Shark-Jaws type 100 T
Deck Crane	Heila HLRM 140-4SL 140 tm Fixed hook 5,3 ton at 18 m
Towing Pins	2-under angle type 100 Ton
Tugger winch	8 ton - 9 m/min
AH winch	Max. hold force 125 ton 100 ton - 5 m/min 40 ton - 12,5 m/min
Towing winch	Max. holding force 75 ton 50 ton - 10 m/min 20 ton - 25 m/min wire cap. 800 m/44 mm

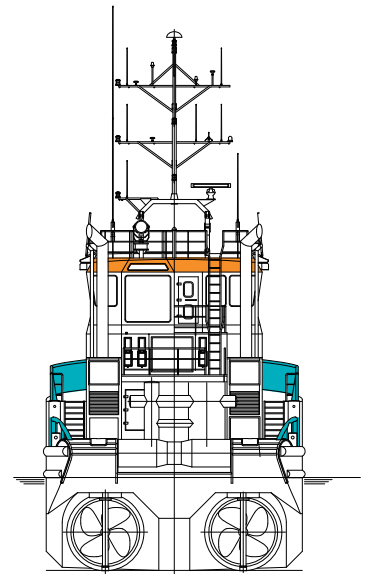
TANK CAPACITIES

Fresh water	40 m ³
Fuel	174 m ³
Sewage	3,3 m ³
Dirty oil	4,3 m ³
Black/grey water	4,3 m ³

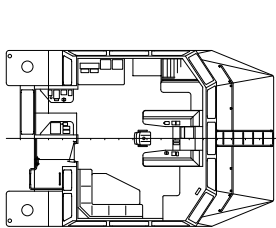
General Arrangement - Coastal Victory



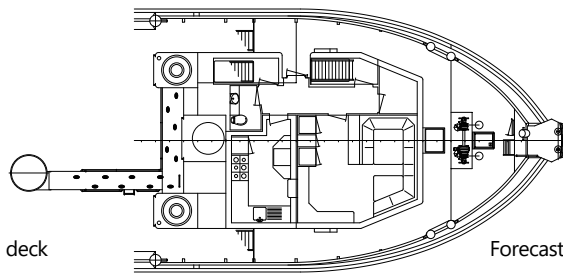
Profile



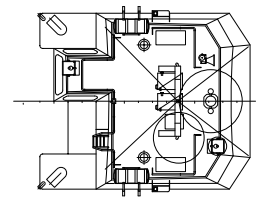
Front view



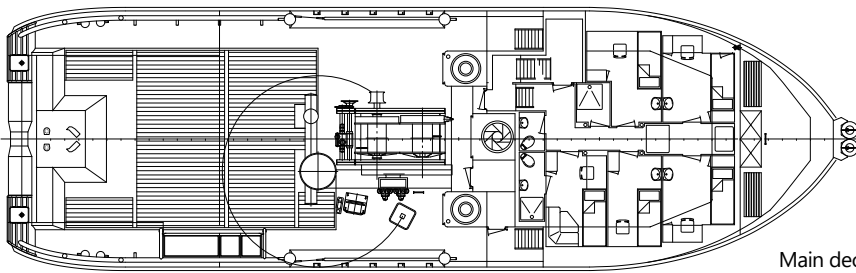
Wheelhouse deck



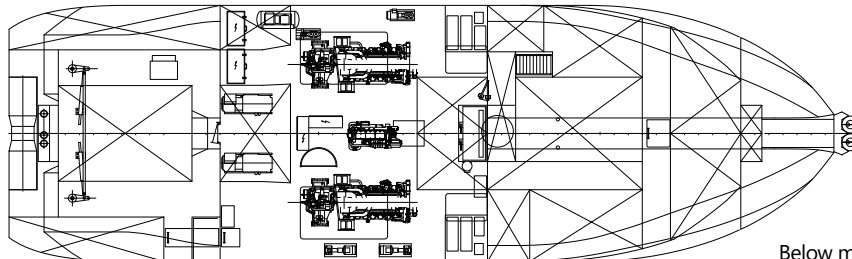
Forecastle deck



Top deck



Main deck



Below main deck