



## Offshore Wenduine

## 25m Wind Farm Support Vessel

### CLASSIFICATION / FLAG

Flag	UK
Trading area	60 miles from safe haven
Call sign	2GEE9
Classification society	MCA/SCMS
Class ship type	Crew Transfer Vessel
Class notation	Work boat Code Category 2

### PRINCIPAL DIMENSIONS

Length o.a.	25,14 m
Breadth o.a.	8,02 m
Draft	1 - 1,225 m
GRT	65,62
Free deck space	Tot. 50 m <sup>2</sup> Fwd. 20 m <sup>2</sup> Aft 30 m <sup>2</sup>
Max. Deadweight	18 ton
Cargo Capacity	max. 10 ton
Maximum speed	23 knots - 455 L/h
Service speed	20 knots - 370 L/h
Range	300 Nm at 20 knots

### ACCOMMODATION

Passenger	12x suspension seats
Crew	3

### NAVIGATION AND COMMUNICATION SYSTEMS

GMDSS	A1 + A2
Safety & Rescue	Sea Marshall Search and Rescue System Jason's Cradle Rescue zone

### MACHINERY / PROPULSION

Power output	2x 910 kW
Propulsion	2x waterjets MJJ
Main engines	2x Deutz TBD-620
Auxiliary engines	2x Deutz D229.6 - 51,8 kW

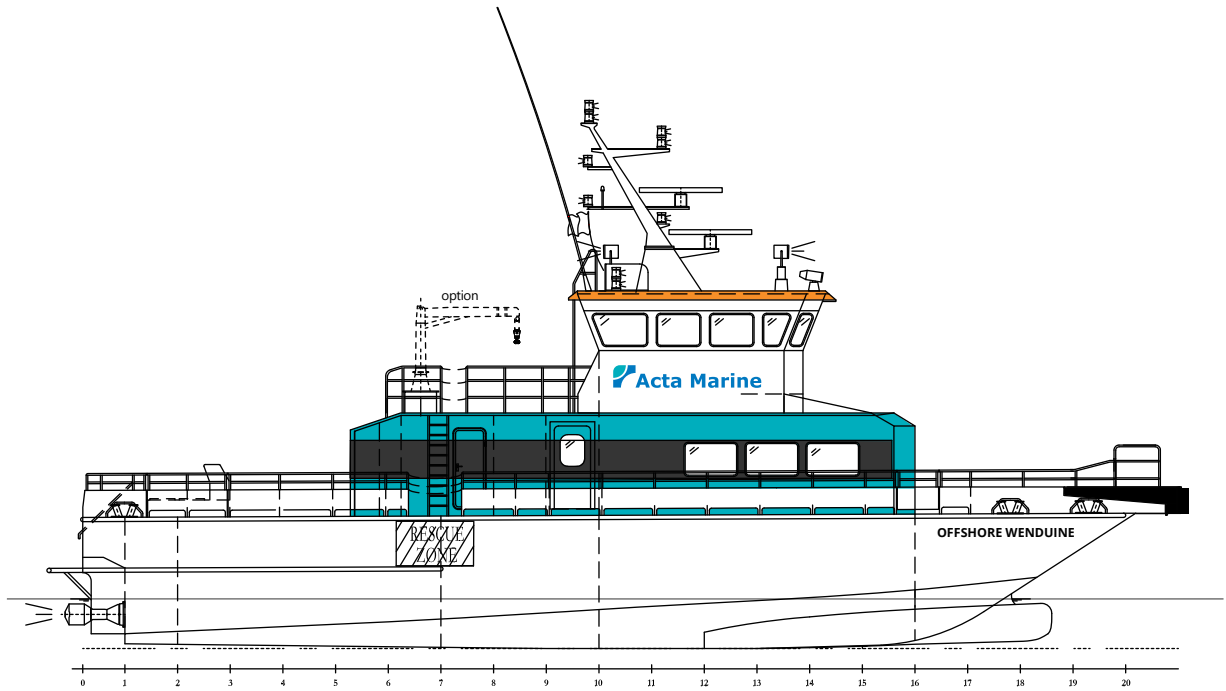
### DECK EQUIPMENT

Hydraulic deck crane	Furakawa 500
Load-range deck crane	Winch 1800 kg at 5 m, 3000 kg at 3,4 m.

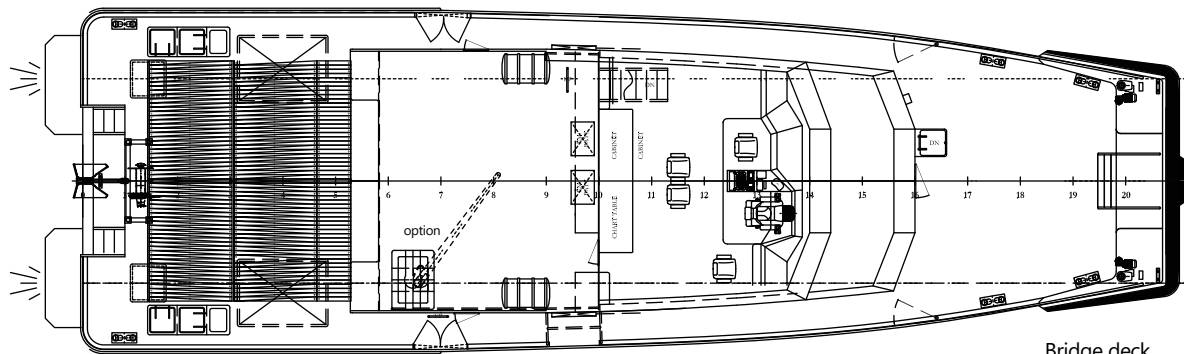
### TANK CAPACITIES

Fuel	2x 3000 Ltr.
Fresh water	1000 Ltr.

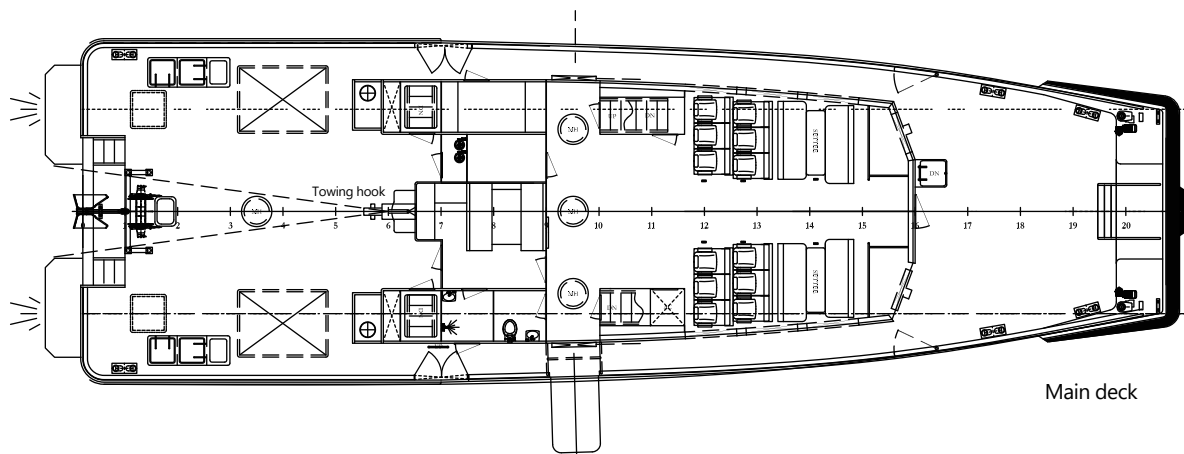
# General Arrangement - Offshore Wenduine



Profile



Bridge deck



Main deck